MIDWEST HERITAGE
A HY-VEE COMPANY

Member FDIC

Quick Guide:
How to Set Up External Transfers (Mobile)

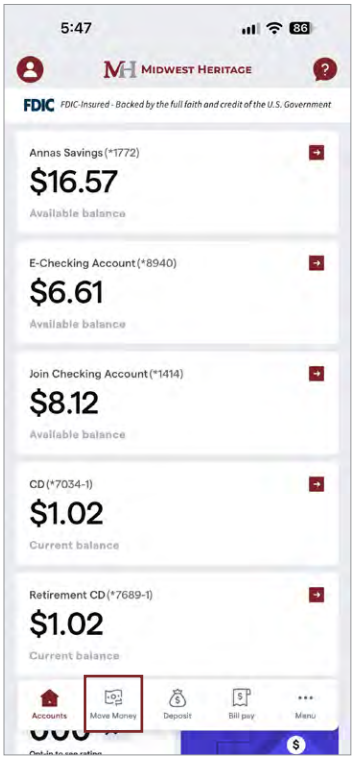

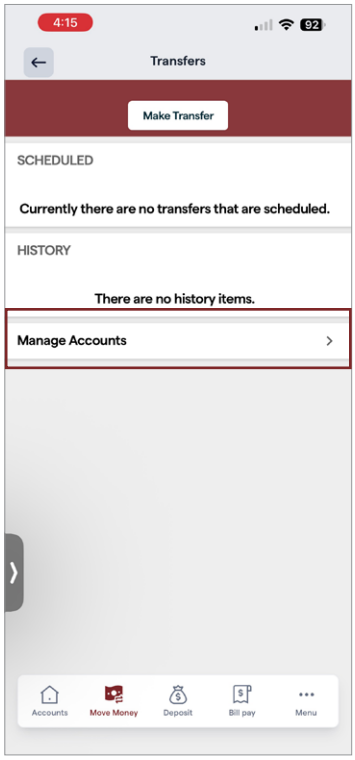



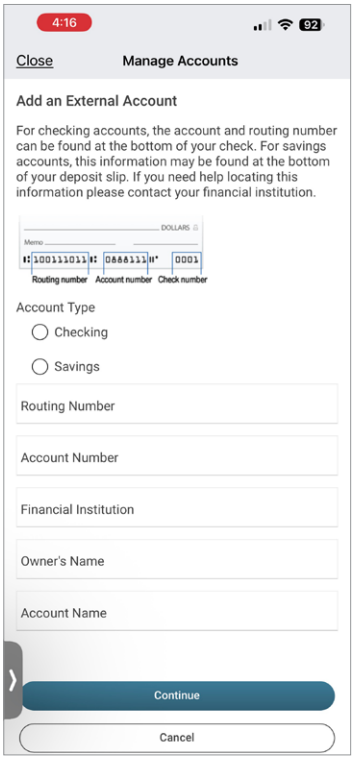

To get started, tap the **Move Money** icon in the bottom navigation bar. Select **Manage Accounts** then tap **+ Add Accounts**. Enter the required information for the external account you would like to link. Once you continue, you will need to complete a verification process.

You will be asked to confirm test deposit amounts to verify ownership of the account. Once verification is complete, you can begin transferring money between your accounts and the newly linked external account by tapping the **Make Transfer** button at the top of the Move Money tab.